




Dedicated to innovation in aerospace

NLR-TP-2018-296 | October 2018

Integrated collaboration capabilities for competitive aircraft design

CUSTOMER: European Commission



NLR – Netherlands Aerospace Centre

Netherlands Aerospace Centre

NLR is a leading international research centre for aerospace. Bolstered by its multidisciplinary expertise and unrivalled research facilities, NLR provides innovative and integral solutions for the complex challenges in the aerospace sector.

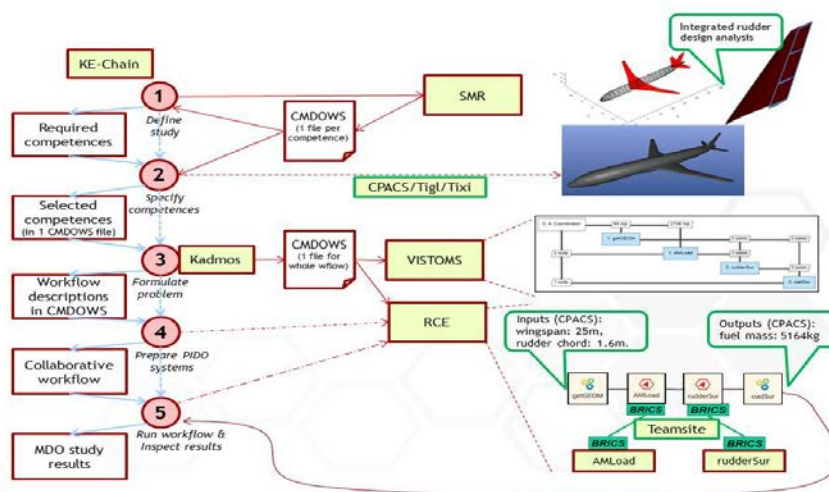
NLR's activities span the full spectrum of Research Development Test & Evaluation (RDT & E). Given NLR's specialist knowledge and facilities, companies turn to NLR for validation, verification, qualification, simulation and evaluation. NLR thereby bridges the gap between research and practical applications, while working for both government and industry at home and abroad.

NLR stands for practical and innovative solutions, technical expertise and a long-term design vision. This allows NLR's cutting edge technology to find its way into successful aerospace programs of OEMs, including Airbus, Embraer and Pilatus. NLR contributes to (military) programs, such as ESA's IXV re-entry vehicle, the F-35, the Apache helicopter, and European programs, including SESAR and Clean Sky 2.

Founded in 1919, and employing some 600 people, NLR achieved a turnover of 76 million euros in 2017, of which 81% derived from contract research, and the remaining from government funds.

For more information visit: www.nlr.nl

Integrated collaboration capabilities for competitive aircraft design



Problem area

The aircraft industry must continuously innovate to manage the growing complexity of modern aircraft and to meet the demands from airlines, air travellers and society. To remain competitive at the same time it is necessary to collaborate efficiently within the supply chain to spread risks and costs, and to join the power of the multiple experts and disciplines in the early stages of aircraft development. Efficient collaboration is expected to be even more important in the future because collaborative design is required to apply disruptive technologies and unconventional solutions for sustainable and successful aircraft. Although collaboration may seem straightforward within the aircraft supply chain, it is certainly not trivial. Many organisational, human and technical barriers have been experienced. There is a need for a flexible and integrated approach to handle these barriers.

REPORT NUMBER
NLR-TP-2018-296

AUTHOR(S)
E.H. Baalbergen
W.F. Lammen
N.K. Noskov
P.D. Ciampa
E. Moerland

REPORT CLASSIFICATION
UNCLASSIFIED

DATE
October 2018

KNOWLEDGE AREA(S)
Aerospace Collaborative
Engineering and Design
Computational Mechanics
and Simulation Technology

DESCRIPTOR(S)
AGILE project
Collaborative Engineering
Cross-organisation
workflows
Brics
Surrogate Model
Repository

Description of work

The EU H2020 project AGILE aims at a significant reduction of aircraft development cost by enabling a more competitive supply chain for a reduced time to market of innovative aircraft products. The project develops the next generation of Multidisciplinary Design and Optimization (MDO) methods. In addition, the project develops collaborative and knowledge-based design capabilities, which support formalization of aircraft design processes, enable and formalize the efficient and integrated application of the MDO methods within the entire supply chain, and define how the multiple stakeholders interact with each other. An integrated demonstration of the collaboration capabilities was given at an AGILE workshop in April 2018, applied to an example collaborative design analysis of an aircraft rudder. This paper describes the capabilities in terms of collaboration challenges, requirements, functionalities and integration aspects. The setup of the demonstration is detailed as well.

Results and conclusions

The evaluation study has demonstrated the set-up and carrying-out of collaborative studies and the conducting of optimization studies and automated workflows across multidisciplinary engineers at different organizations. The demonstration has shown that multidisciplinary experts from different organizations can use the AGILE Development Framework to collaboratively and rapidly evaluate new technologies and concepts at the early stages of aircraft product development, which is one of the cornerstones and success factors of AGILE.

Applicability

The technologies in the AGILE Development Framework, including NLR's collaboration technologies, largely support efficient collaborative MDO studies, which help the aircraft manufacturer and its suppliers, including the Dutch aircraft industry, to constitute a competitive supply chain.

GENERAL NOTE

This report is based on a presentation held at the 8th EASN-CEAS International Workshop on Manufacturing for Growth & Innovation, Glasgow, UK, September 4-7, 2018.

NLR

Anthony Fokkerweg 2

1059 CM Amsterdam

p) +31 88 511 3113

e) info@nlr.nl i) www.nlr.nl



Dedicated to innovation in aerospace

NLR-TP-2018-296 | October 2018

Integrated collaboration capabilities for competitive aircraft design

CUSTOMER: European Commission

AUTHOR(S):

E.H. Baalbergen

W.F. Lammen

N.K. Noskov

P.D. Ciampa

E. Moerland

NLR

NLR

NLR

DLR, German Aerospace Center, Germany

DLR, German Aerospace Center, Germany

This report is based on a presentation held at the 8th EASN-CEAS International Workshop on Manufacturing for Growth & Innovation, Glasgow, UK, September 4-7, 2018.

*The contents of this report may be cited on condition that full credit is given to NLR and the authors.
This publication has been refereed by the Advisory Committee AEROSPACE VEHICLES (AV).*

CUSTOMER	European Commission
CONTRACT NUMBER	EC Grant agreement no. 636201
OWNER	NLR + partner(s)
DIVISION NLR	Aerospace Vehicles
DISTRIBUTION	Unlimited
CLASSIFICATION OF TITLE	UNCLASSIFIED

APPROVED BY :		
AUTHOR	REVIEWER	MANAGING DEPARTMENT
E.H. Baalbergen	J. Vankan	A.A. ten Dam
DATE	DATE	DATE

Contents

Abstract	5
1 Introduction	5
2 Collaboration challenges and requirements	6
3 AGILE collaboration capabilities	7
4 Integrated demonstration of the collaboration capabilities	8
5 Summary, conclusions and future directives	11
References	12

This page is intentionally left blank.

Integrated collaboration capabilities for competitive aircraft design

Erik Baalbergen¹, Wim Lammen¹, Nikita Noskov¹, Pier-Davide Ciampa², and Erwin Moerland²

¹Netherlands Aerospace Centre (NLR), Amsterdam, The Netherlands

²German Aerospace Center (DLR), Hamburg, Germany

Abstract. Airlines need to continuously extend and modernise their fleets, to keep up with the challenges of air-travel growth, competition, green, safe and secure operations, and growing passenger demands. As a result, the aircraft industry and its supply chain have to manage the growing needs for cost-efficient and complex aircraft in increasingly shorter time. Meanwhile they face their own challenges, such as certification and global competition. Quick evaluation of promising new technologies and concepts facilitates a short time to market. However, the required innovations are costly and risky, and require involvement of many experts from different disciplines and partners. Increasing the level of collaboration within the aircraft industry and its supply chain will be an essential step forward to deal with the challenges. Developing modern aircraft in an increasingly cost and time efficient manner in a collaborative set-up however requires step changes. The EU-funded Horizon2020 project AGILE has developed methods and tools for efficient and cross-organisation collaborative aircraft design, facilitating the rapid evaluation of new technologies and concepts at the early stages of aircraft development. This paper describes the capabilities and illustrates the successful integrated application of the capabilities by means of a collaborative aircraft rudder design evaluation.

1 Introduction

Global air travel is doubling every fifteen years [1]. Besides accommodating this growth, airlines also have to deal with increasing passenger demands for fast, cheap, and comfortable travelling. Moreover, green, safe and secure air travel operations must be ensured. To keep up with these challenges, airlines continuously extend and modernise their fleets. As a result, the aircraft industry and its supply chain must constantly innovate. They have to manage the growing needs for cost-efficient and complex aircraft in increasingly shorter time.

For airframers, the quick evaluation of promising new aircraft technologies and concepts facilitates a short time to market [2]. The required innovations in the aircraft design and development process are however costly and risky and involve a multitude of disciplinary experts that may be distributed among many partners. At the same time, the aircraft industry faces issues such as certification, global competition, economic fluctuations, scarcity of non-renewable energy sources, staff turnover and aging employees.

Increasing the level of collaboration within the aircraft industry and its supply chain is considered as an essential step forward in order to deal with all these challenges. Developing modern aircraft in an increasingly cost and time efficient manner in a collaborative set-up however requires step changes.

The EU-funded Horizon2020 project AGILE targets the significant reduction of aircraft development costs by enabling a more competitive supply chain to reduce the time to market of innovative aircraft products. AGILE focuses on the reduction of the aircraft development effort and time at the early stages of the design process, pronouncing the synergies among the overall product architect and the heterogeneous disciplinary experts, thereby exploiting the knowledge and expertise available in the supply chain. In AGILE, multidisciplinary aircraft design analyses and optimisations are performed in a collaborative way by engineers from multiple organisations located in several countries. With reduction of the aircraft development lead-time and increase in quality of the design and optimisation process as major goals, AGILE has developed and enhanced a set of capabilities for efficient and cross-organisation collaborative aircraft design [2]. The capabilities enable multidisciplinary experts from different organisations to collaboratively and rapidly evaluate new technologies and concepts at the early stages of aircraft product development.

This paper describes the capabilities and illustrates the successful integrated application of the capabilities by means of a collaborative aircraft rudder design evaluation. Section 2 analyses the main challenges in collaborative aircraft design, and lists requirements for collaboration capabilities. Section 3 describes the capabilities that were developed, enhanced and integrated in the AGILE project to address the challenges and requirements. Section 4 describes the integrated demonstration of the capabilities by means of a collaborative and integrated aircraft rudder design evaluation. Section 5 summarises and concludes.

2 Collaboration challenges and requirements

Although collaboration may seem straightforward in the aircraft industry and its supply chain, it is certainly not trivial [3]. Many organisational, human and technical barriers that impede collaboration – let alone *efficient* collaboration – have been encountered and dealt with by the authors in former research project throughout the past decades (e.g. the EU projects CRESCENDO [4] and TOICA [5], and the DLR-lead project FrEACs [6]). These barriers have raised several interesting challenges in the area of collaborative aircraft design and multi-disciplinary analysis studies [2, 7]. In particular, “upgrading” from a single-engineer workflow running on a single computer to a multi-site collaborative workflow that spans multiple engineers working on different computers in different organisations, potentially in different countries, raises many challenges.

The challenges are largely caused by the heterogeneity among organisations, people and their ways of working, and by the security constraints that serve to protect assets and intellectual property (IP). As a result, collaborating engineers from different organisations generally have to deal with barriers such as compliance with information and knowledge sharing rules, the obligation to exchange data securely, technical security measures (incl. firewalls, proxy servers), and heterogeneity among working procedures, tools and data formats. These clear and explicit barriers exist in addition to more implicit barriers and issues such as export control regulations, cultural differences, personal and organisational interests and lack of an overarching organisational management. A more detailed overview of the collaboration challenges on the human, organisational and technical level, and a description of the general collaborative design architecture that was developed and applied in AGILE are presented in [7]. One of the project results is the ‘AGILE Development

Framework' (ADF) for use in several collaborative design studies of innovative aircraft concepts.

The ADF supports distributed teams of multidisciplinary engineers in efficiently conducting collaborative aircraft design and analysis studies, and – more specifically – defining and executing cross-organisation multi-disciplinary design analysis (MDA) and optimisation (MDO) studies and workflows. Based on the challenges described before, the following collaborative design requirements have been addressed through the ADF:

1. Use knowledge about the analysis competences available among the team to enable the selection of competences, to perform sanity checks, to facilitate the definition of multi-partner collaborative MDA/MDO studies and the composition of executable workflows that support the studies.
2. Facilitate the use of the disciplinary analysis tools the specialists are used to work with (i.e., do not enforce the use of standard analysis tools).
3. Facilitate the shared use and coupling of competences across organisations, both with respect to data and integrated use of tools in process integration and design optimisation systems in a non-intrusive way: comply with local systems and architectures.
4. Deal with the technical barriers resulting from assets and IP protection, while complying with the prevailing policies, procedures and security constraints of the collaborative study and the participating organisations.

3 AGILE collaboration capabilities

The ADF has been implemented as an integrated set of collaboration capabilities (i.e., standards, services and tools), which were developed and/or enhanced in the AGILE project to support collaborative MDA/MDO studies and integrated application of the available competences. The collaboration capabilities are listed below, together with an indication of the requirement(s) addressed.

- KE-Chain [8]: cloud-based business workflow manager, used in AGILE context for set-up, management and execution of MDA/MDO studies and for integrated application of the available competences and collaborative capabilities. The AGILE-specific business workflow guides the MDA/MDO study architect through the process of competence specification and selection, and workflow composition, execution, and results inspection. (Requirement 1)
- CMDOWS (Common Multidisciplinary Design Optimization Workflow Schema) [9]: XML-based data format for specification of knowledge about competences and for workflow-tool independent specification of workflows. (Requirement 1)
- SMR (Surrogate Model Repository)[7]: central broker for registration, storage, deployment, sharing, and usage of surrogate models (SMs), enabling sharing and reuse of said models among collaborating partners in a knowledge-based way. The SMR serves to facilitate sharing of the SMs developed and applied in AGILE, to enable partners to provide simplified versions of their models to support efficient optimisation while protecting the IP of the detailed models. (Requirements 1, 3 and 4)
- CPACS (Common Parametric Aircraft Configuration Schema) [10]: XML-based representation of an aircraft design. In AGILE context, the aircraft design is contained in a single CPACS file. The analysis tools available from the various partners must read the input from the CPACS file and produce the output in the form of aggregating the data in the updated CPACS file. Making a tool available for sharing in AGILE requires wrapping the tool to map CPACS onto the tool's legacy input and output. The CPACS tools TIGL and TIXI [10] support integration, use and inspection of CPACS information. (Requirements 1, 2 and 3)

- Kadmos (Knowledge- and graph-based Agile Design with Multidisciplinary Optimization System) [11]: knowledge-based and automated composition of MDA/MDO workflows (in CMDOWS format) based on descriptions of the available tools (competences) and specifications of the variables of interest (e.g. design variables). The tool VISTOMS enables inspection of generated workflows. (Requirement 1)
- Process Integration and Design Optimisation (PIDO) tools RCE (Remote Component Environment) and Optimus [2]: workflow-based integration environments for design and analysis tools, with built-in support for optimisation and design of experiments. (Requirements 2 and 3)
- Brics [2, 12]: middleware for realisation of cross-organisation collaborative workflows from collections of local workflows and tools in a service-oriented architecture (SOA). Brics takes care of notifying (remote) engineers (to support man-in-the-loop servicing of requests as required by most organisations in a collaboration), exchanging the input and output data, and synchronisation. (Requirements 1, 3 and 4)
- Teamsite [2] a Microsoft SharePoint-based central data server for sharing and exchanging data among the collaborating partners. (Requirement 3)

4 Integrated demonstration of the collaboration capabilities

In order to assess the collaboration capabilities of the ADF presented in section 3 against the collaborative design requirements presented in section 2, an integrated demonstrator comprising the involved capabilities has been set up. The demonstrator features an integrated aircraft MDA, applying NLR's aero-elastic load analysis tool AMLoad [13] in combination with SMs of other design competences. The SMs were made available through the SMR. The collaborative design of an aircraft rudder was selected as a use case (see also [13]). Only the MDA step was performed, excluding the optimiser from the loop. For a given aircraft configuration and rudder planform the rudder loads are calculated by AMLoad. A SM based on several local rudder optimisations performed by GKN Fokker calculates the optimised rudder mass for the specified rudder load and planform. Another SM based on an Overall Aircraft Design (OAD) analysis performed by DLR calculates the corresponding mission fuel mass. Fig. 1 depicts the demonstration set-up of the integrated rudder MDA using the ADF, with all the collaboration capabilities as described in section 3. The demonstration was performed in an integrated as well as distributed set-up: KE-Chain, Kadmos and VISTOMS run at KE-Works, SMR on an NLR web server, RCE on a NLR-internal PC, and the analysis tools AMLoad and the SMs on separate NLR-internal PCs. Brics plays a key role in facilitating the distributed simulation workflow. The Teamsite data server (hosted by DLR) plays the role of the central shared data repository.

The left part of Fig. 1 illustrates the five steps towards MDA/MDO study set-up, execution and analysis as supported by the ADF. Below these steps are described in more detail. Each step is initiated from within KE-Chain. The ADF process involves a number Actors: the *Architect* formulates the requirements of the study and reviews the results, the *Integrator* selects, specifies and connects the involved MDA competences, the *Discipline specialists* make available and run their MDA competence and the *Collaboration engineer* facilitates the multi-partner and multi-site aspects of the collaborative MDA workflow.

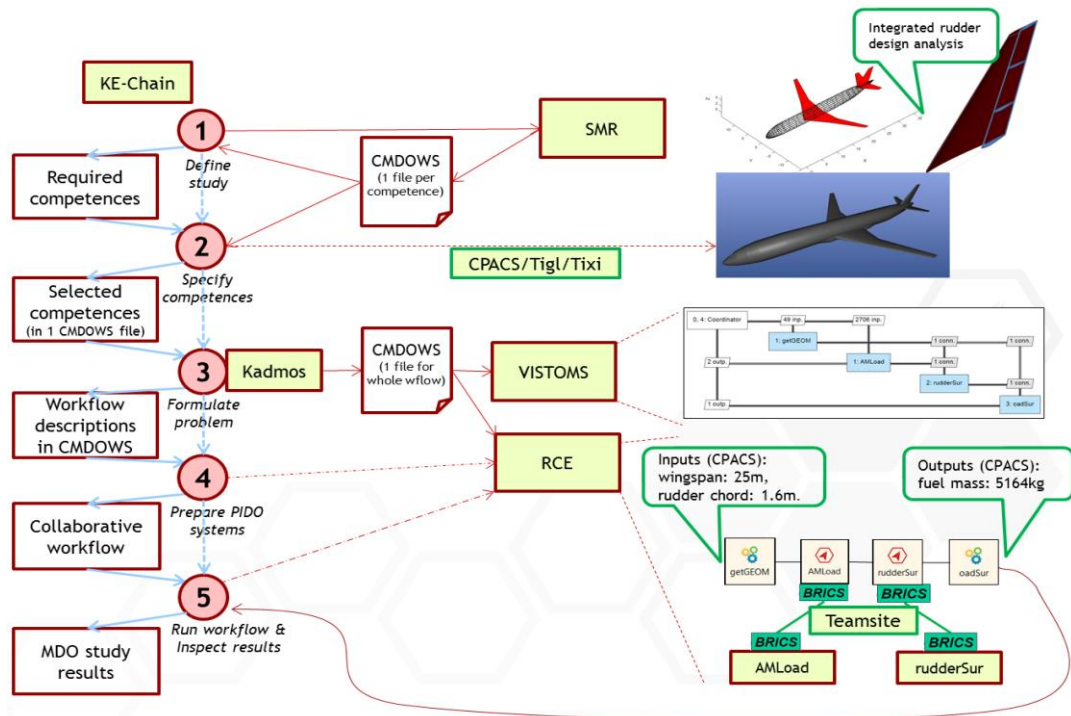


Fig. 1. Integrated aircraft rudder design analysis using the ADF.

Step 1: Define the study. During this step, the Architect defines an MDA/MDO study in terms of requirements, design parameters and objectives, and involved engineering competences. First, the requirements for the study are defined. In this case the study involves the evaluation of one aircraft rudder MDA step while applying all the tools in the ADF in a distributed and integrated way. Second, the involved design parameters and objectives are defined: the aircraft wing span and the rudder root chord are supplied as design parameters, while the aircraft fuel mass is specified as the objective (output) of the analysis. Third, the involved competences are selected: in our case AMLoad is applied as analysis competence, in combination with a geometry-retrieval tool (getGEOM), and with SMs of the local rudder design optimisation (rudderSur) and the OAD analysis (oadSur). As the SMs were made available through the SMR a direct link is provided from KE-Chain to the SMR. Within the SMR the SMs are stored together with their meta-information [7], e.g. allowed ranges of the input parameters and prediction accuracy. This meta-information is relevant for formulation of the MDA in KE-Chain, and as such can be exchanged between the SMR and KE-Chain using the CMDOWS SM description as the intermediary format. As the result of this exchange, the SMs deployed on SMR are made available in the KE-Chain environment as MDA competences as well.

Step 2: Specify the competences. During this step, the Integrator specifies – in collaboration with the Architect and the Discipline specialists – the competences in terms of detailed inputs and outputs, for further automated generation of an analysis or optimisation workflow. First the reference aircraft is selected by importing the applicable CPACS file. The data model of the selected aircraft can be browsed through KE-Chain and the aircraft geometry can be visualised and inspected using a 3D model generated by VISTOMS. Next, the inputs and the outputs of the competences are non-ambiguously mapped to sections of CPACS file (e.g. “length of the rudder root chord” parameter will be mapped to “rudder/rootChord/length” section). The interplay between the competences can then be visualised by the means of a repository connectivity graph (RCG; e.g. Fig. 2), which describes the correspondence between inputs and outputs of various models.

the demonstration, the Architect inspects the study results by looking at the value of the calculated fuel mass, i.e. the MDA result.

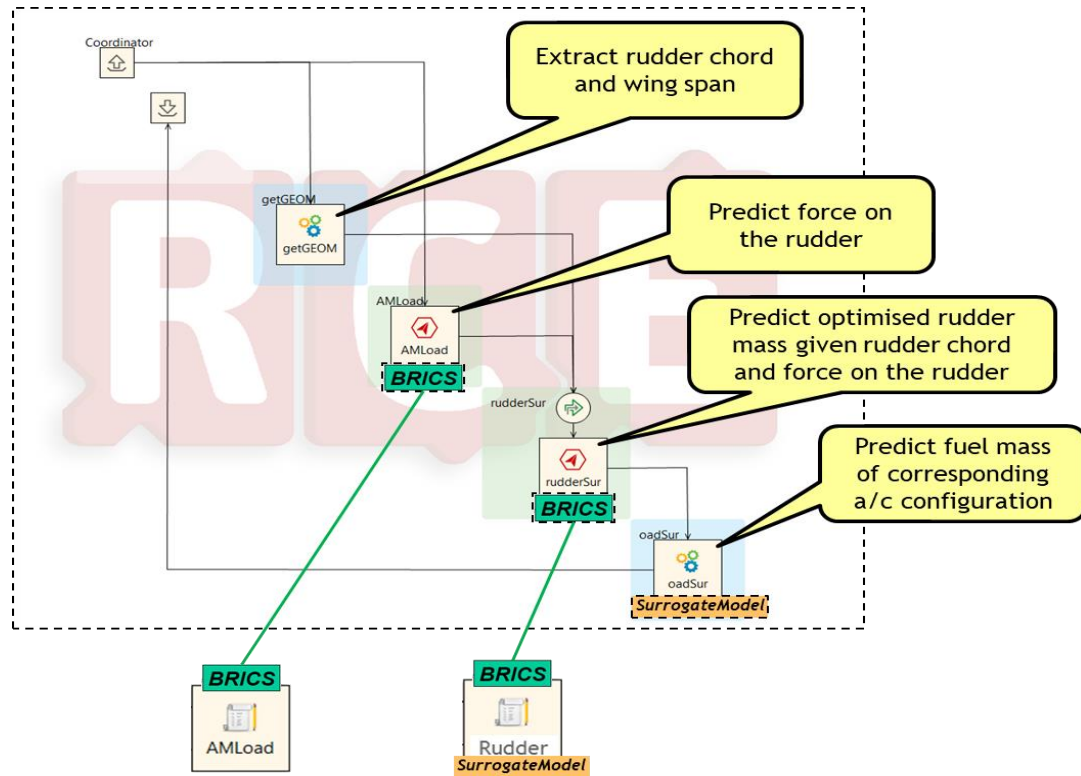


Fig. 3. Depiction of the RCE implementation of the distributed rudder MDA workflow.

5 Summary, conclusions and future directives

In this paper we have described the need for efficient multi-partner collaboration in aircraft design, listed the challenges that come with this collaboration, derived specific collaborative design requirements and introduced the capabilities fulfilling these requirements, which were developed and enhanced in the AGILE project. As such these capabilities facilitate efficient collaboration, and in particular the definition and execution of MDA/MDO studies and workflows across organisational borders.

Being able to set-up and conduct collaborative studies and run optimisation studies and automated workflows across multidisciplinary engineers at different organisations is one of the cornerstones and success factors of AGILE. The study described in section 4 has been the first live demonstration of the integrated set of all collaboration capabilities available in the project. Although a simplified MDA study was used as example it illustrates well both the potentials of and the challenges towards collaborative design and demonstrates the integrated approach.

Application of the AGILE Development Framework and being able to smoothly run cross-organisation collaborative workflows raised new challenges and triggered ideas that deserve additional research. For example, making cross-organisation collaborative workflows more robust and flexible is an important challenge towards higher TRL levels and application in industry. Present workflows may suffer from non-responsive services, engineers being unavailable in time, or tools producing erroneous results. The new challenges will be used as input for research activities in the near future.

Acknowledgements The research presented in this paper has been performed in the framework of the AGILE project (Aircraft 3rd Generation MDO for Innovative Collaboration of Heterogeneous Teams of Experts) and has received funding from the European Union Horizon 2020 Programme (H2020-MG-2014-2015) under grant agreement n° 636202. The authors are grateful to the partners of the AGILE Consortium for their contribution and feedback, in particular Imco van Gent (TU Delft) and Bastiaan Beijer (KE-Works) for their valuable suggestions and contributions in preparation of the demonstration.

References

1. E. Schulz, Airbus Global Market Forecast 2018-2037, Global Networks, Global Citizens, <https://www.airbus.com/aircraft/market/global-market-forecast.html> (accessed 23 July 2018) (2018)
2. P.D. Ciampa, E. Moerland, D. Seider, E. Baalbergen, R. Lombardi, R. D'Ippolito, A collaborative architecture supporting AGILE design of complex aeronautics products, *18th AIAA/ISSMO Multidisciplinary Analysis and Optimization Conference, AIAA Aviation Forum* (2017)
3. J. Bruneel, P. D'Este, A. Salter, Investigating the factors that diminish the barriers to university-industry collaboration, *Research Policy* (2010)
4. CRESCENDO Project Final Publishable Summary, <http://cordis.europa.eu/docs/results/234344/final1-crescendo-d017-final-report-20130430-r1.pdf> (accessed 23 July 2018) (2012)
5. EU FP7 TOICA Project public web page, <http://www.toica-fp7.eu/> (accessed 23 July 2018) (2016)
6. E. Moerland, R. Becker, B. Nagel, Collaborative understanding of disciplinary correlations using a low-fidelity physics-based aerospace toolkit, *CEAS Aeronaut. J.*, **6**(3)441-454 (2015)
7. E. Baalbergen, E. Moerland, W. Lammen, P.D. Ciampa, Methods Supporting the Efficient Collaborative Design of Future Aircraft, *Aerospace Europe 6th CEAS Conference* (2017)
8. I. van Gent., B. Aigner, B. Beijer, G. La Rocca, A Critical Look at Design Automation Solutions for Collaborative MDO in the AGILE Paradigm, *AIAA Aviation Forum* (2018)
9. I. van Gent, G. La Rocca, M.F.M. Hoogreef, CMDOWS: A Proposed New Standard to Store and Exchange MDO Systems, *CEAS Aeronautical Journal* (2018)
10. B. Nagel, D. Böhnke, V. Gollnick, P. Schmollgruber, A. Rizzi, G. La Rocca, J.J. Alonso, Communication in aircraft design: Can we establish a common language?, *28th International Congress Of The Aeronautical Sciences* (2012)
11. I. van Gent, G. La Rocca, L.L.M. Veldhuis, Composing MDAO symphonies: graph-based generation and manipulation of large multidisciplinary systems, *18th AIAA/ISSMO Multidisciplinary Analysis and Optimization Conference* (2017)
12. E. Baalbergen, J. Kos, C. Louriou, C. Campguilhem J. Barron, Streamlining cross-organisation product design in aeronautics,” *Proceedings of the Institution of Mechanical Engineers, Part G: Journal of Aerospace Engineering*, **231**(12)2192–2202 (2017)
13. W. Lammen, B. de Wit, J. Vankan, H. Timmermans, Ton van der Laan, Pier Davide Ciampa, Collaborative Design of Aircraft Systems - Multi-Level Optimization of an Aircraft Rudder, *Aerospace Europe 6th CEAS Conference* (2017)

NLR

Anthony Fokkerweg 2

1059 CM Amsterdam, The Netherlands

p) +31 88 511 3113

e) info@nlr.nl i) www.nlr.nl